

North Western Region

Go directly to the timetable

North West

Regional Trains and Coaches North Western Region



Regional Trains



Regional Coaches



1412TMR-P-MTB-NW-2DLL
Copyright © 2014 Transport for NSW



Visit transportnsw.info/regional
Call 13 22 32 NRS 133 677

Timetable effective from 20 October 2013
Updated 20 October 2013



TASMAN SEA

Your Regional train and coach timetable

NSW TrainLink, run by NSW Trains, provides Regional train and coach services that connect regional centres in New South Wales to Sydney and to each other, as well as to Canberra, Brisbane and Melbourne.

NSW TrainLink also provides the Intercity train services that connect Sydney to the Central Coast and Newcastle, the Lower Hunter, the Blue Mountains, Lithgow and Bathurst, the South Coast and Southern Highlands. Intercity services seamlessly link with services provided by Sydney Trains.

If you have any questions about getting around on any NSW TrainLink services, just ask. Staff are here for you.

Travelling with Regional services

Booking your seat

All seats on Regional train and coach services must be **prebooked** to ensure you can travel on your preferred date. There are three ways to confirm times and ticket pricing, book your seat and pay for your ticket:

1. Visit **transportnsw.info/regional** and pay by Visa, MasterCard, American Express or Diners Club Card.
2. Call **13 22 32** between 6.30am and 10.00pm and either pay by Visa, MasterCard, American Express or Diners Club Card, or book your seat and arrange a time to pay for and collect your ticket in person – the booking will be cancelled if we don't receive payment.
3. Over the counter at your local NSW TrainLink Travel Centre, selected NSW TrainLink or Sydney Trains stations or an accredited travel agent.

Please note that NSW TrainLink offers free travel within NSW for Companion Card cardholders and holders of attendant travel passes from a range of eligible organisations. For more information call **13 22 32**.

Credit card bookings and payments

Once you've paid for your ticket, you can choose to:

- have it emailed to you
- collect it on board
- receive it by post (allow 3 working days for processing and postage)

Sleeping compartments

For overnight trips, two-person sleepers are available both ways on **Melbourne – Sydney and Casino – Sydney** train services, and **from Sydney to Brisbane**. They include:

- bed linen, towels and toiletries
- shared toilet and shower facilities between compartments
- call button, with crew on hand if you need them during the night

During the day, sleepers convert to three comfortable seats.

Facilities for customers with special needs

Wheelchair and other mobility device access

Please let us know before you travel if you will be travelling with a wheelchair, collapsible wheelchair, motorised wheelchair or motorised scooter on trains and coaches.

On trains Portable ramps are available on all train services, and all NSW TrainLink train services have wheelchair-accessible toilets.

On coaches Mobility aids must be fitted with anchoring devices.

Restrictions:

- Maximum overall width: 70cm
- Maximum overall length: 130cm
- Maximum total weight of mobility device + user: 300kg
- It must be able to manoeuvre a 180° turn in an area 154cm long x 207cm wide

Wheelchairs are available at Sydney's Central Station. Call the Luggage Room on **02 9379 1345** or the NSW TrainLink platform manager on **0407 469 932**.

Onboard assistance

Crew are unable to assist customers with a disability. Customers who need constant assistance (such as being lifted in and out of their seat, using toilet facilities or taking medications) need to be accompanied by someone who is able to care for them during the journey.

To assist, NSW TrainLink offers free travel within NSW for Companion Card cardholders and holders of attendant travel passes from a range of eligible organisations. For more information call **13 22 32**.

Your luggage



1 item hand luggage:
Max. 5kg
Max. 30cm x 50cm x 30cm



2 items luggage (checked or carry on):
Max. 20kg
Max. 60cm x 70cm x 50cm

On trains, you can store carry-on luggage in luggage racks at the end of each carriage. Use overhead luggage racks for smaller items and hand luggage.

On coaches, all items other than hand luggage must be stowed in luggage compartment. Hand luggage must fit under your seat.

Luggage can be checked in at all attended NSW TrainLink stations with scheduled Regional services. Make sure it is clearly labelled, Check-in closes 30 minutes before departure time.

Check in or carry on

- Suitcases 5kg–20kg
- Soft bags 5kg–15kg: medium-sized zip-up/candy-stripe, clothing and soft items only

Carry on only

- Strollers, prams and baby capsules
- Child car or booster seats
- Collapsible wheel chairs and walkers
- Body boards
- Golf clubs in enclosed, secure bag

Prebooked items to check in 60 minutes before departure

- Maximum height 1.8m
 - Bicycles: dismantled, in approved container
 - Snow skis and poles, snowboards, surfboards: in protective bags
- Garbage bags, boxes and tea chests are not permitted.

Medication

Please carry all medication in hand luggage where you can reach it easily.

Animals

Only Police dogs on duty and NSW Trains-approved assistance animals are permitted to travel on our services. Please notify us when you book.

Insurance cover on luggage

Personal items such as clothes or toiletries lost or damaged while in our care or on board as checked-in luggage is covered up to \$300 per person. We accept no responsibility for any other checked-in or carry-on item, including the suitcase or bag.

We recommend travel insurance.

Things not to bring

Do not carry dangerous items like compressed gases, corrosive explosives, flammable liquids or solids, oxidising materials, radioactive material and infectious substances, or weapons or poisons of any kind.

Enjoy your journey

Let staff take care of you

If you have questions or need help, you can talk to the onboard NSW TrainLink crew anytime.

Meals, drinks and snacks

The buffet car will be open for drinks, wine and beer, snacks, and hot and cold meals. The crew take all hot meal orders. They are happy to serve meals to any customer who has a disability that prevents them leaving their seat.

Except for beer and wine purchased from the buffet car, alcohol may not be consumed on any NSW TrainLink train or coach service.

Special dietary requirements

Please place your main meal order in the buffet car as soon as possible after you board if you have a special dietary requirement to avoid disappointment. This is our range of main meal options:

- diabetic
- gluten free
- dairy free
- egg free
- salt free
- halal
- vegetarian

Smoke-free journeys

In line with legal requirements, smoking is not permitted on any NSW TrainLink service or at any NSW TrainLink station or coach stop. Penalties apply.

Your safety and comfort

To help keep your journey trouble free, crew have the right to refuse service and to remove anyone who is causing a disturbance, disturbing customers or staff, or is affected by alcohol or drugs.

Tips for a hassle-free trip

Make sure your service is running on time

Check at transportsw.info/regional or call **13 22 32** for trackwork or service changes.

Give yourself breathing space

Arrive at least 15 minutes before departure time. If you have luggage to check in, arrive 30 minutes before departure time.

Carry your concession card

If you are travelling on a concession fare, please carry your valid concession card. Without it, you will be charged the full fare and fines may apply.

Call ASAP if you need to change your booking

If you have to change or cancel your booking, call **13 22 32** as soon as possible to let us know. Cancellation, refund or rebooking fees may apply. Visit transportsw.info/regional for our cancellation policy.

Don't cut it fine with connecting services

We can't guarantee connections between your NSW TrainLink service and:

- any other transport service, including Great Southern Rail, VLine, Queensland Rail, Sydney Trains, and airline, cruise, coach, tour or hire car operator
- any other NSW TrainLink service where the connecting time is under 60 minutes.

How to use this timetable

This timetable is shown in 24-hour time.

12 midnight to 12 noon	12 noon to 12 midnight
00:00 to 11:59	12:00 to 23:59
12.00am = 00:00	12.00pm = 12:00
1.00am = 01:00	1.00pm = 13:00
2.00am = 02:00	2.00pm = 14:00
3.00am = 03:00	3.00pm = 15:00
4.00am = 04:00	4.00pm = 16:00
5.00am = 05:00	5.00pm = 17:00
6.00am = 06:00	6.00pm = 18:00
7.00am = 07:00	7.00pm = 19:00
8.00am = 08:00	8.00pm = 20:00
9.00am = 09:00	9.00pm = 21:00
10.00am = 10:00	10.00pm = 22:00
11.00am = 11:00	11.00pm = 23:00

Trackwork






Trackwork keeps trains running safely, reliably and efficiently, but may alter timetables or stops. If tracks are closed, there will be replacement bus services. You can get information on trackwork at transportsw.info/regional or by calling **13 22 32**. Posters at stations let you know about planned work across the network.

Is this timetable current?

We try to make sure services depart at the specified times. Timetables may change and services may be delayed or cancelled due to circumstances beyond our control.


You can confirm this timetable is up to date by visiting transportsw.info/regional or calling **13 22 32**. Over Christmas and the New Year, a reduced timetable may operate. You can plan your trip during this time at transportsw.info/regional, or call **13 22 32**.


Explanation of definitions and symbols

- a Stops to pick up and set down booked customers only when required.
 - b Stops to set down booked customers only when required.
 - c Stops to pick up booked customers only when required.
 - d Stops to set down booked customers only.
 - u Stops to pick up booked customers only.
 - * Daylight Savings NSW. During this time services arrive or depart Queensland locations one (1) hour earlier than shown (QLD time).
-  Refreshment break – usually 30 minutes. Length of break may change when required.
- Shows train/coach connection.
- 09:00** Local travel under 40km not permitted where times are shown in this colour, except where there is no other local coach operator on that route.
-  NSW TrainLink Regional train service.
 -  NSW TrainLink Intercity train service.
 -  NSW TrainLink coach service.
 -  NSW TrainLink Taxi service.

Please book ahead

Book your seat or sleeping berth ahead of your planned journey to secure your preferred travel date.

 Sydney (Central) – Armidale/Moree – Sydney (Central)	Book up to
Journeys between Sydney, Broadmeadow and Maitland	7 days ahead
Journeys between Sydney, Singleton, Muswellbrook, Aberdeen and Scone	30 days ahead
All other journeys	180 days ahead

 Coaches	Book up to
All journeys	180 days ahead

Please note that seats cannot be booked for journeys between Sydney and Strathfield, Hornsby, Gosford, Wyong and Fassifern.

Contacts

To plan your trip, get service info, make cancellations and make general enquiries.

Visit transportnsw.info/regional

Call **131 500**

If you are deaf, or have a hearing or speech impairment contact us through the National Relay Service on **133 677**.

For more information, visit relayservice.gov.au.

Lost property

484 Pitt Street, Sydney – short walk from Central Station

Call **02 9379 3341**

Monday to Friday, 8.00am – 5.00pm

Sydney Trains information

Visit transportnsw.info

Call **131 500**

Unclaimed luggage

At Central Station

Call **13 22 32** NRS **133 677**






Train and coach stops






Place	Location	Page
A		
Aberdeen	Railway Station	10-13
Armidale	Railway Station	10, 11
Attunga	Fitzsimmons Store, Manilla Road	10, 11
B		
Barraba	Cnr Queen & Alice Streets	10, 11
Bellata	Railway Station	12, 13
Bingara (northbound)	Bus shelter, cnr Cunningham & Maitland Streets	10
Bingara (southbound)	Outside H Fay's Shop, Maitland Street	11
Biniguy	Cnr Biniguy Avenue & Gwydir Highway	14
Boggabri	Railway Station	12, 13
Bolivia	Next to Mt Spriabo Road turnoff, New England Highway	10, 11
Broadmeadow	Railway Station	10-13
Bundarra (northbound)	Existing bus stop, opposite court house	10
Bundarra (southbound)	In front of court house	11
Burren Junction	Collins Store, Waterloo Street	12, 13
C		
Cobbadah	Narrabri Road turnoff	10, 11
D		
Deepwater	Bus shelter, cnr Bourke Street & New England Highway	10, 11,
Delungra (eastbound)	39 Gwydir Highway	10, 14
Delungra (westbound)	44 Gwydir Highway	11, 14
Dundee	New England Highway	10, 11
F		
Fassifern	Railway Station	10-13
G		
Gibraltar Range	Visitor Information Centre, Gwydir Highway	14
Gilgai (northbound)	Cnr Hall & Marsh Streets (opposite old pub)	10
Gilgai (southbound)	Cnr Hall & Marsh Streets (outside old pub)	11
Glen Innes	Visitor and Coach Centre, New England Highway	10, 11, 14
Glencoe	Red Lion Inn, New England Highway	10, 11
Gosford	Railway Station	10-13
Grafton	Railway Station, South Grafton	14
Gunnedah	Railway Station	12, 13
Guysra	Next to Post Office Park, Bradley Street	10, 11
H		
Hornsby	Railway Station	10-13
I		
Inverell	Tourist Information Centre, Campbell Street	10, 11, 14
J		
Jackadgery	Mann River Caravan Park Store, Gwydir Highway	14

Place	Location	Page
K		
Kootingal	Railway Station	10, 11
L		
Llangothlin	Next to service station, New England Highway	10, 11
M		
Maitland	Railway Station	10-13
Manilla (northbound)	Next to Rotary Park, Manilla Street	10
Manilla (southbound)	Rotary Park, Court Street	11
Moree Town	Bus shelter, in front of Balo Square (Coles) carpark, Auburn Street	14
Moree	Railway Station, Gosport Street	12, 13, 14
Mount Russell turnoff	Gwydir Highway	14
Murrurundi	Railway Station	10-13
Muswellbrook	Railway Station	10-13
N		
Narrabri	Railway Station	12, 13
Q		
Quirindi	Railway Station	10-13
S		
Scone	Railway Station	10-13
Singleton	Railway Station	10-13
Strathfield	Railway Station, Albert Street	10-13
Sydney (Central)	Central Station, Haymarket	10-13
T		
Tamworth	Coach/Rail Interchange, Railway Station, Marius Street	10, 11
Tenterfield	Opposite Telegraph Hotel, Manners Street	10, 11
Tingha	Outside Police Station, Opal Street	10, 11
U		
Upper Manilla	General Store, Manilla-Barraba Road	10, 11
Uralla	Railway Station	10, 11
W		
Walcha	McHatten Park, Oxley Highway	10, 11
Walcha Road	Railway Station	10, 11
Warialda	Tourist Information Centre, cnr Geddes & Holden Streets	10, 11, 14
Warialda Rail	Bus bay, eastern side of Bingara Road	10, 11
Wee Waa (northbound)	In front of Library, Rose Street near George Street	12, 13
Wee Waa (southbound)	Bus stop, opp Library, Rose Street near George Street	12, 13
Werris Creek	Railway Station	10-13
Willow Tree	Railway Station	10-13
Wyong	Railway Station	10-13
Y		
Yarrowyck	Armidale turnoff	10, 11

**Sydney (Central) – Tamworth – Walcha Road –
Walcha – Armidale – Tenterfield – Inverell**

**Inverell – Tenterfield – Armidale – Walcha –
Walcha Road – Tamworth – Sydney (Central)**

					
Destination	Armidale	Inverell	Inverell	Tenterfield	Walcha Rd
Days of Operation	Daily	Daily exp Tue	Tue	Daily	Daily
Service No.	223	311	337	327	813
Sydney (Central)	09:29				
Strathfield	u09:41				
Hornsby	u10:05				
Gosford	u10:44				
Wyong	u10:59				
Fassifern	u11:27				
Broadmeadow	11:45				
Maitland	12:10				
Singleton	12:40				
Muswellbrook	13:16				
Aberdeen	a13:27				
Scone	13:37				
Murrurundi	a14:03				
Willow Tree	a14:25				
Quirindi	14:37				
Werris Creek	14:57				
Tamworth arr	15:37				
Connection					
Tamworth dep	...	→ 15:55			
Kootingal	15:58	...			
Walcha Road arr	16:46	...			
Connection					
Walcha Road dep	...			→ 16:55	
Walcha	...				17:15
Uralla	17:12	...			
Armidale arr	17:35	...			
Connection					
Armidale dep	...		↓ 17:50	↓ 17:50	
Yarrowyck	...		18:16	...	
Bundarra	...		18:48	...	
Tingha	...		19:15	...	
Gilgai	...		19:27	...	
Guyra	18:15	
Liangothlin	18:26	
Glencoe	18:46	
Glen Innes	19:06	
Dundee	19:26	
Deepwater	19:41	
Bolivia	20:01	
Tenterfield	20:21	
Attunga		16:12	...		
Manilla		16:32	...		
Upper Manilla		16:45	...		
Barraba		17:08	...		
Cobbadah		17:20	...		
Bingara		17:53	...		
Warialda Rail		18:19	...		
Warialda		18:27	...		
Delungra		18:49	...		
Inverell		19:15	19:37		

					
Destination	Armidale	Walcha Rd	Tamworth	Armidale	Sydney
Days of Operation	Daily	Daily	Daily except Tue	Tue	Daily
Service No.	328	814	312	338	224
Inverell			06:30	06:20	
Delungra			06:53	...	
Warialda			07:20	...	
Warialda Rail			07:28	...	
Bingara			07:58	...	
Cobbadah			08:28	...	
Barraba			08:48	...	
Upper Manilla			09:11	...	
Manilla			09:26	...	
Attunga			09:46	...	
Tenterfield	05:40		
Bolivia	06:00		
Deepwater	06:20		
Dundee	06:30		
Glen Innes	07:00		
Glencoe	07:15		
Liangothlin	07:35		
Guyra	07:51		
Gilgai	06:35	
Tingha	06:50	
Bundarra	07:20	
Yarrowyck	07:53	
Armidale arr	08:20		...	08:19	
Connection					
Armidale dep					→ 08:40
Uralla					08:56
Walcha		08:45
Walcha Road arr		09:10
Connection					
Walcha Road dep					→ 09:22
Kootingal					10:09
Tamworth arr			10:06		...
Connection					
Tamworth dep					→ 10:27
Werris Creek					11:07
Quirindi					11:31
Willow Tree					a11:41
Murrurundi					a12:04
Scone					12:28
Aberdeen					a12:37
Muswellbrook					12:48
Singleton					13:24
Maitland					13:55
Broadmeadow					14:19
Fassifern					d14:39
Wyong					d15:06
Gosford					d15:21
Hornsby					d16:03
Strathfield					d16:23
Sydney (Central)					16:38

**Sydney (Central) – Narrabri – Wee Waa –
Burren Junction – Moree**

	C	C	T	C	C
Destination	Burren Junction	Wee Waa	Moree	Wee Waa	Burren Junction
Days of Operation	Fri	Mon	Daily	Mon	Fri
Service No.	329	331	243	333	335
Sydney (Central)			09:29		
Strathfield			u09:41		
Hornsby			u10:05		
Gosford			u10:44		
Wyang			u10:59		
Fassifern			u11:27		
Broadmeadow			11:45		
Maitland			12:10		
Singleton			12:40		
Muswellbrook			13:16		
Aberdeen			a13:27		
Scone			13:37		
Murrurundi			a14:03		
Willow Tree			a14:25		
Quirindi			14:37		
Werris Creek			14:57		
Gunnedah			15:45		
Boggabri			16:10		
Narrabri arr			16:52		
Connection			...		
Narrabri dep	06:10	07:30	...	17:05	17:05
Wee Waa	06:45	08:05	...	17:40	17:40
Burren Junction	07:25		...		18:20
Bellata			a17:23		
Moree			18:00		

**Moree – Burren Junction – Wee Waa –
Narrabri – Sydney (Central)**

	C	C	T	C	C
Destination	Narrabri	Narrabri	Sydney	Narrabri	Narrabri
Days of Operation	Mon	Fri	Daily	Mon	Fri
Service No.	332	330	244	334	336
Moree			08:05		
Bellata			a08:36		
Burren Junction		07:30	...		18:25
Wee Waa	08:10	08:10	...	17:45	19:05
Narrabri arr	08:45	08:45	...	18:20	19:40
Connection			...		
Narrabri dep			09:10		
Boggabri			09:47		
Gunnedah			10:14		
Werris Creek			11:07		
Quirindi			11:31		
Willow Tree			a11:41		
Murrurundi			a12:04		
Scone			12:28		
Aberdeen			a12:37		
Muswellbrook			12:48		
Singleton			13:24		
Maitland			13:55		
Broadmeadow			14:19		
Fassifern			d14:39		
Wyang			d15:06		
Gosford			d15:21		
Hornsby			d16:03		
Strathfield			d16:23		
Sydney (Central)			16:38		

**Grafton – Glen Innes –
Inverell – Moree**



Destination	Moree
Days of Operation	Tue/Thu/Sat
Service No.	141
Grafton	11:45
Jackadgery	12:20
Gibraltar Range	13:00
Glen Innes	13:50
Inverell <i>arr</i>	14:40
Inverell <i>dep</i>	15:25
Mount Russell turn off	15:35
Delungra	15:50
Warialda	16:10
Gravesend	16:25
Biniguy	16:35
Moree	17:05
Moree Town	17:10

**Moree – Inverell –
Glen Innes – Grafton**



Destination	Grafton
Days of Operation	Mon/Wed/Fri
Service No.	142
Moree Town	11:05
Moree	11:10
Biniguy	11:40
Gravesend	11:50
Warialda	12:10
Delungra	12:30
Mount Russell turn off	12:40
Inverell <i>arr</i>	12:55
Inverell <i>dep</i>	13:40
Glen Innes	14:36
Gibraltar Range	15:26
Jackadgery	16:05
Grafton	16:40

What could I
see
next?



Wildlife, Kinchega National Park

Visit transportnsw.info/regional
Call 13 22 32 NRS 133 677



Book online, by phone or in person

Visit transportnsw.info/regional
24 hours, 7 days

Call **13 22 32**
6.30am – 10.00pm, 7 days

Drop in Your local NSW TrainLink Travel Centre
or Booking Office

NSW TrainLink Travel Centres and Booking Offices

Albury

Railway Station
Railway Parade

Armidale

Railway Station
Brown Street

Bathurst

Railway Station
Keppel Street

Blayney

Railway Station
Railway Lane

Broadmeadow

Railway Station
Graham Road

Broken Hill

Railway Station
Crystal Street

Byron Bay

Railway Station
Jonson Street

Canberra

Railway Station
Wentworth Avenue

Casino

Railway Station
Canterbury Street

Coffs Harbour

Railway Station
1 Angus McLeod
Place

Cootamundra

Railway Station
Hovell Street

Dubbo

Railway Station
Talbragar Street

Goulburn

Railway Station
Sloane Street

Grafton

Railway Station
23 Through Street
South Grafton

Griffith

Railway Station
Railway Street

Gunnedah

Railway Station
Railway Avenue

Junee

Main Street
Railway Square

Kempsey

Railway Station
Kemp Street

Lismore

Railway Station
Union Street

Macksville

Railway Station
Station Street

Melbourne

Southern Cross
Station
99 Spencer Street

Murwillumbah

Railway Station
Tweed Valley Way

Nambucca Heads

Railway Station
Railway Road

Narrabri

Railway Station
Bowen Street

Orange

Railway Station
Peisley Street

Parkes

Railway Station
Welcome Street

Parramatta

Eastern Concourse
Railway Station

Strathfield

Railway Station
Albert Road

Sydney

Platform 1
Central Station

Tamworth

Railway Station
145 Marius Street

Taree

Railway Station
Olympia Street

Wagga Wagga

Railway Station
Station Place

Wauchope

Railway Station
Randall Street

Wellington

Railway Station
Swift Street

Yass Junction

Railway Station
Faulder Avenue