

# North Western NSW



QUEENSLAND

Go directly to the timetable

North West  
NEW SOUTH WALES



Effective from 26 November 2017



Copyright © 2017 Transport for NSW



## Regional Trains and Coaches North Western NSW



# Your Regional train and coach timetable

NSW TrainLink Regional train and coach services connect regional centres in New South Wales. Services run to and from Sydney and interstate to Canberra, Brisbane and Melbourne.

## How to use this timetable

This timetable provides a snap shot of service information in 24-hour time (e.g. 5am = 05:00, 5pm = 17:00). Information contained in this timetable is subject to change without notice. Please note that timetables do not include additional trips for special events, short term changes, holiday timetable changes, real-time information, trackwork or any disruption alerts.

For the most up-to-date times, use the Trip Planner or Departures on **transportsw.info**

## Real-time trip planning


You can plan your trip with real-time information using the Trip Planner or Departures on transportsw.info or by downloading travel apps on your smartphone or tablet.

The Trip Planner, Departures and travel apps offer various features:

- favourite your regular trips
- see where your service is on the route
- get estimated pick up and arrival times
- receive service updates
- find nearby stations, stops, wharves and routes
- check accessibility information.

Find the latest apps at **transportsw.info/apps**

## Accessible services

Wheelchair accessible stations are indicated with a  icon on the map at the back of this timetable. However, some older services may not have all the facilities you need. If you are travelling in a wheelchair or have other accessibility requirements, please contact NSW TrainLink in advance. Call **13 22 32** to book and discuss your travel needs. For more information, visit **transportsw.info**

## Reservations

All seats on NSW TrainLink Regional train and coach services must be booked in advance. Some coach services cannot be booked separately and must be booked with a train service.

When you book online, you can see services available on your preferred dates, ticket options and current sale fares. You can pay securely with a credit card or choose Pay it @ POST.

Visit **transportsw.info/regional**

Please book over the phone or in person if you:

- use a wheelchair or require help to board
- are booking for a group of 10 or more people
- require seating for small children

- are travelling with items such as bikes and boards.
- want to book a sleeping berth.

Call **13 22 32** between 7am and 10pm or book your seat at selected train stations or accredited travel agents.

## Regional train sleeping compartments

For overnight trips, you can book a sleeping berth on trains that travel between Melbourne, Sydney, Casino and Brisbane.

There are shared toilet and shower facilities between compartments and each has a call button to contact crew throughout the night. Bookings include bed linen, towels, toiletries and a complimentary breakfast.

During the day, sleepers convert to daysitter compartments with three seats.

## Luggage

You are allowed three pieces of luggage per seat booked.

On trains, you can store carry-on luggage in the luggage racks at the end of each carriage. Use overhead luggage racks for smaller items and hand luggage.

On coaches, all items other than hand luggage must be stowed in the compartment beneath the coach. Hand luggage must fit under your seat.

Luggage can be checked in at all attended NSW TrainLink stations with scheduled Regional services at least 30 minutes before departure and must be clearly labelled.

Garbage bags, boxes and tea chests are not permitted.

### Hand luggage and carry on

Hand luggage has a maximum weight of 5kg and can be no larger than 50cm long, 30cm high and 30cm wide.

### Carry on — train services only

Bulky items such as below can be stored in luggage racks at the end of each carriage:

- Strollers, prams and baby capsules
- Child car or booster seats
- Collapsible wheel chairs and walkers
- Body boards
- Golf clubs in enclosed, secure bag

### Checked luggage

Items checked into the luggage compartment have strict weight restrictions:

- Suitcases – 20kg
- Soft bags – 15kg
- Bikes, boards and other items – 20kg
- Soft bags must be medium-sized, zip-up and contain clothing and soft items only.

## Pre-booked Luggage

Pre-booked luggage including:

Bicycles (dismantled, in approved container), snow skis and poles, snowboards, surfboards in a protective bag all have a height limit of 2m.

Pre-booked luggage must be checked in 60 minutes before departure.

For more information about luggage, visit [transportnsw.info/regional](http://transportnsw.info/regional) or call **13 22 32**.

## Meals, drinks and snacks

There is a buffet car on all long distance trains that serves hot and cold refreshments and meals throughout the trip.

You can bring your own food and non-alcoholic drinks onto Regional train services only. Food and drink cannot be consumed on Regional coach services.

For hot meals, the crew will come and take your order. However if you have special dietary requirements, place your meal order in the buffet car soon after you board. Customers are encouraged to read the Nutritional Information Panel (NIP) to ensure that meals meet their dietary requirements.

BYO alcohol is not permitted. Conditions and responsible service of alcohol applies.

## Please book ahead

Book your seat or sleeping berth ahead of your planned journey to secure your preferred travel date.

<b>T</b> Sydney (Central) – Armidale/Moree – Sydney (Central)	<b>Book up to</b>
Journeys between Sydney, Broadmeadow and Maitland	7 days ahead
Journeys between Sydney, Singleton, Muswellbrook, Aberdeen and Scone	30 days ahead
All other journeys	180 days ahead
<b>C</b> Coaches	<b>Book up to</b>
All journeys	180 days ahead

Please note that seats cannot be booked for journeys between Sydney and Strathfield, Hornsby, Gosford, Wylong and Fassifern.

### Carry your concession card

If you are travelling on a concession fare, please carry your valid concession card.

## Call ASAP if you need to change your booking

If you have to change or cancel your booking, call **13 22 32** as soon as possible to let us know. Cancellation, refund or rebooking fees may apply. Visit [transportnsw.info/regional](http://transportnsw.info/regional) for our cancellation policy.

## Don't cut it fine with connecting services







We can't guarantee connections between your NSW Trainlink service and any other transport service, including:

Great Southern Rail, Vline, Queensland Rail, Sydney Trains, airline, cruise, coach, tour, hire car operator or any other NSW Trainlink service where the connecting time is less than 60 minutes.

## Animals

Only Police dogs on duty and NSW TrainLink approved assistance animals are permitted to travel on our services. Please notify us when you book.

## Explanation of definitions and symbols

<b>a</b>	Stops to pick up and set down booked customers only when required
<b>b</b>	Stops to set down booked customers only when required
<b>c</b>	Stops to pick up booked customers only when required
<b>d</b>	Stops to set down booked customers only
<b>u</b>	Stops to pick up booked customers only
*	Daylight Savings NSW. During this time services arrive or depart Queensland locations one (1) hour earlier than shown (QLD time).
	Refreshment break – usually 30 minutes. Length of break may change when required.
	Shows train/coach connection
	NSW TrainLink train service
	NSW TrainLink coach service
	NSW TrainLink Taxi service
	Wheelchair Accessible

## Trackwork

Trackwork is necessary to keep trains running safely, reliably and efficiently. However, when trackwork is underway it can alter routes and timetables. If tracks are closed, there will be replacement coach services. For information on trackwork visit [transportnsw.info](http://transportnsw.info) or call **13 22 32**.

## Contacts

To plan your trip, get service info, make cancellations and make general enquiries.

Visit [transportnsw.info/regional](http://transportnsw.info/regional)

Call **13 22 32**

If you are deaf, or have a hearing or speech impairment contact us through the National Relay Service on **133 677**.

For more information, visit [relayservice.gov.au](http://relayservice.gov.au).

### Lost property

484 Pitt Street, Sydney – short walk from Central Station

Call **02 9379 3341**

Monday to Friday, 8.00am – 5.00pm

### Sydney Trains information

Visit [transportnsw.info](http://transportnsw.info)

Call **131 500**

### Unclaimed luggage

At Central Station

Call **13 22 32** NRS **133 677**

Valid from: **26 November 2017**

NOTE: Information is correct on the date of printing. For the most up-to-date times, use the Trip Planner on [transportnsw.info](http://transportnsw.info)

## Train and coach stops

Place	Location	Page
<b>A</b>		
Aberdeen	Railway Station	10-13
Armidale	Railway Station	10, 11
Attunga	Fitzsimmons Store, Manilla Road	10, 11
<b>B</b>		
Barraba	Cnr Queen & Alice Streets	10, 11
Bellata	Railway Station	12, 13
Bingara (northbound)	Bus shelter, cnr Cunningham & Maitland Streets	10
Bingara (southbound)	Outside H Fay's Shop, Maitland Street	11
Biniguy	Cnr Biniguy Avenue & Gwydir Highway	14
Boggabri	Railway Station	12, 13
Bolivia	Next to Mt Spriabo Road turnoff, New England Highway	10, 11
Broadmeadow	Railway Station	10-13
Bundarra (northbound)	Existing bus stop, opposite court house	10
Bundarra (southbound)	In front of court house	11
Burren Junction	Collins Store, Waterloo Street	12, 13
<b>C</b>		
Cobbadah	Narrabri Road turnoff	10, 11
<b>D</b>		
Deepwater	Bus shelter, cnr Bourke Street & New England Highway	10, 11
Delungra (eastbound)	39 Gwydir Highway	10, 14
Delungra (westbound)	44 Gwydir Highway	11, 14
Dundee	New England Highway	10, 11
<b>F</b>		
Fassifern	Railway Station	10-13
<b>G</b>		
Gibraltar Range	Visitor Information Centre, Gwydir Highway	14
Gilgai (northbound)	Cnr Hall & Marsh Streets (opposite old pub)	10
Gilgai (southbound)	Cnr Hall & Marsh Streets (outside old pub)	11

Place	Location	Page
Glen Innes	Visitor and Coach Centre, New England Highway	10, 11, 14
Glencoe	Red Lion Inn, New England Highway	10, 11
Gosford	Railway Station	10-13
Grafton	Railway Station, South Grafton	14
Gunnedah	Railway Station	12, 13
Guyra	Next to Post Office Park, Bradley Street	10, 11
<b>H</b>		
Hornsby	Railway Station	10-13
<b>I</b>		
Inverell	Tourist Information Centre, Campbell Street	10, 11, 14
<b>J</b>		
Jackadgery	Mann River Caravan Park Store, Gwydir Highway	14
<b>K</b>		
Kootingal	Railway Station	10, 11
<b>L</b>		
Llangothlin	Next to service station, New England Highway	10, 11
<b>M</b>		
Maitland	Railway Station	10-13
Manilla (northbound)	Next to Rotary Park, Manilla Street	10
Manilla (southbound)	Rotary Park, Court Street	11
Moree Town	Bus shelter, in front of Balo Square (Coles) carpark, Auburn Street	14
Moree	Railway Station, Gosport Street	12, 13, 14
Mount Russell turnoff	Gwydir Highway	14
Murrurundi	Railway Station	10-13
Muswellbrook	Railway Station	10-13
<b>N</b>		
Narrabri	Railway Station	12, 13
<b>Q</b>		
Quirindi	Railway Station	10-13
<b>S</b>		
Scone	Railway Station	10-13
Singleton	Railway Station	10-13

Place	Location	Page
Strathfield	Railway Station, Albert Street	10-13
Sydney (Central)	Central Station, Haymarket	10-13
<b>T</b>		
Tamworth	Coach/Rail Interchange, Railway Station, Marius Street	10, 11
Tenterfield	Opposite Telegraph Hotel, Manners Street	10, 11
Tingha	Outside Police Station, Opal Street	10, 11
<b>U</b>		
Upper Manilla	General Store, Manilla–Barraba Road	10, 11
Uralla	Railway Station	10, 11
<b>W</b>		
Walcha	McHatten Park, Oxley Highway	10, 11
Walcha Road	Railway Station	10, 11
Warialda	Tourist Information Centre, cnr Geddes & Holden Streets	10, 11, 14
Warialda Rail	Bus bay, eastern side of Bingara Road	10, 11
Wee Waa (northbound)	In front of Library, Rose Street near George Street	12, 13
Wee Waa (southbound)	Bus stop, opp Library, Rose Street near George Street	12, 13
Werris Creek	Railway Station	10-13
Willow Tree	Railway Station	10-13
Wyong	Railway Station	10-13
<b>Y</b>		
Yarrowyck	Armidale turnoff	10, 11

## Discounted fares for concession card holders



Connect with your family and friends... or go somewhere you haven't been before.

For more information,  
visit [transportnsw.info/regional](https://transportnsw.info/regional)



Sydney (Central) – Tamworth – Walcha Road –  
Walcha – Armidale – Tenterfield – Inverell



Destination	Armidale	Inverell	Inverell	Tenterfield	Walcha
Days of Operation	Daily	Daily exp Tue	Tue	Daily	Daily
Service No.	223	311	337	327	813
<b>Sydney (Central)</b>	9:30				
Strathfield	u09:42				
Hornsby	u10:04				
Gosford	u10:44				
Wyong	u10:59				
Fassifern	u11:27				
Broadmeadow	11:45				
Maitland	12:10				
Singleton	12:40				
Muswellbrook	13:16				
Aberdeen	a13:27				
Scone	13:37				
Murrurundi	a14:03				
Willow Tree	a14:25				
Quirindi	14:37				
Werris Creek	14:57				
<b>Tamworth</b> ARV	15:37				
<b>Connection</b>					
<b>Tamworth</b> DEP	...	15:55			
Kootingal	15:58	...			
<b>Walcha Road</b> ARV	16:46	...			
<b>Connection</b>					
<b>Walcha Road</b> DEP	...	...		16:55	
<b>Walcha</b>	...	...		17:15	
Uralla	17:12	...			
<b>Armidale</b> ARV	17:35	...			
<b>Connection</b>					
<b>Armidale</b> DEP	...	...	17:50	17:50	
Yarrowyck	...	...	18:16	...	
Bundarra	...	...	18:48	...	
Tingha	...	...	19:15	...	
Gilgai	...	...	19:27	...	
Guyra	...	...	...	18:26	
Llangothlin	...	...	...	18:35	
Glencoe	...	...	...	18:56	
Glen Innes	...	...	...	19:18	
Dundee	...	...	...	19:34	
Deepwater	...	...	...	19:46	
Bolivia	...	...	...	20:01	
<b>Tenterfield</b>	...	...	...	20:21	
Attunga		16:12	...		
Manilla		16:32	...		
Upper Manilla		16:45	...		
Barraba		17:08	...		
Cobbadah		17:20	...		
Bingara		17:53	...		
Warialda Rail		18:19	...		
Warialda		18:27	...		
Delungra		18:49	...		
<b>Inverell</b>		19:15	19:37		

Inverell – Tenterfield – Armidale – Walcha –  
Walcha Road – Tamworth – Sydney (Central)



Destination	Armidale	Walcha Rd	Tamworth	Armidale	Sydney	Sydney
Days of Operation	Daily	Daily	Daily except Tue	Tue	Mon-Fri	Sat & Sun
Service No.	328	814	312	338	224	224
<b>Inverell</b>			06:30	06:20		
Delungra			06:53	...		
Warialda			07:20	...		
Warialda Rail			07:28	...		
Bingara			07:58	...		
Cobbadah			08:28	...		
Barraba			08:48	...		
Upper Manilla			09:11	...		
Manilla			09:26	...		
Attunga			09:46	...		
<b>Tenterfield</b>	05:40	...	...	...		
Bolivia	06:00	...	...	...		
Deepwater	06:20	...	...	...		
Dundee	06:30	...	...	...		
Glen Innes	07:00	...	...	...		
Glencoe	07:15	...	...	...		
Llangothlin	07:35	...	...	...		
Guyra	07:51	...	...	...		
Gilgai	...	...	...	06:35		
Tingha	...	...	...	06:50		
Bundarra	...	...	...	07:20		
Yarrowyck	...	...	...	07:53		
<b>Armidale</b> ARV	08:20	...	...	08:19		
<b>Connection</b>						
<b>Armidale</b> DEP	...	...	...	8:40	8:40	
Uralla	...	...	...	8:56	8:56	
<b>Walcha</b>	...	...	...	...	...	
<b>Walcha Road</b> ARV	08:45	...	...	...	...	
<b>Connection</b>						
<b>Walcha Road</b> DEP	09:10	...	...	...	...	
Kootingal	...	...	...	9:22	9:22	
<b>Tamworth</b> ARV	...	...	...	10:09	10:09	
<b>Connection</b>						
<b>Tamworth</b> DEP	10:06	...	...	...	...	
Werris Creek	...	...	...	10:27	10:27	
Quirindi	...	...	...	11:07	11:07	
Willow Tree	...	...	...	11:31	11:31	
Murrurundi	...	...	...	a11:41	a11:41	
Scone	...	...	...	a12:04	a12:04	
Aberdeen	...	...	...	12:28	12:28	
Muswellbrook	...	...	...	a12:37	a12:37	
Singleton	...	...	...	12:48	12:48	
Maitland	...	...	...	13:24	13:24	
Broadmeadow	...	...	...	13:55	13:55	
Fassifern	...	...	...	14:18	14:20	
Wyong	...	...	...	d14:38	d14:39	
Gosford	...	...	...	d15:05	d15:10	
Hornsby	...	...	...	d15:20	d15:26	
Strathfield	...	...	...	d16:03	d16:06	
<b>Sydney (Central)</b>	...	...	...	d16:24	d16:32	
				16:39	16:46	

**Sydney (Central) – Narrabri – Wee Waa –  
Burren Junction – Moree**

	C	C	T	C	C
Destination	Burren Junction	Wee Waa	Moree	Wee Waa	Burren Junction
Days of Operation	Fri	Mon	Daily	Mon	Fri
Service No.	329	331	243	333	335
<b>Sydney (Central)</b>			9:30		
Strathfield			u09:42		
Hornsby			u10:04		
Gosford			u10:44		
Wyong			u10:59		
Fassifern			u11:27		
Broadmeadow			11:45		
Maitland			12:10		
Singleton			12:40		
Muswellbrook			13:16		
Aberdeen			a13:27		
Scone			13:37		
Murrurundi			a14:03		
Willow Tree			a14:25		
Quirindi			14:37		
Werris Creek			14:57		
Gunnedah			15:45		
Boggabri			16:10		
<b>Narrabri</b> ARV			16:52		
<b>Connection</b>					
<b>Narrabri</b> DEP	06:10	07:30	...	17:05	17:05
<b>Wee Waa</b>	06:45	08:05	...	17:40	17:40
<b>Burren Junction</b>	07:25		...		18:20
Bellata			a17:23		
<b>Moree</b>			18:00		

**Moree – Burren Junction – Wee Waa –  
Narrabri – Sydney (Central)**

	C	C	T	T	C	C
Destination	Narrabri	Narrabri	Sydney	Sydney	Narrabri	Narrabri
Days of Operation	Mon	Fri	Mon - Fri	Sat & Sun	Mon	Fri
Service No.	332	330	244	244	334	336
<b>Moree</b>			8:05	8:05		
Bellata			a08:36	a08:36		
<b>Burren Junction</b>		07:30	...	...		18:25
<b>Wee Waa</b>	08:10	08:10	...	...	17:45	19:05
<b>Narrabri</b> ARV	08:45	08:45	...	...	18:20	19:40
<b>Connection</b>						
<b>Narrabri</b> DEP			9:10	9:10		
Boggabri			9:47	9:47		
Gunnedah			10:14	10:14		
Werris Creek			11:05	11:05		
Quirindi			11:31	11:31		
Willow Tree			a11:41	a11:41		
Murrurundi			a12:04	a12:04		
Scone			12:28	12:28		
Aberdeen			a12:37	a12:37		
Muswellbrook			12:48	12:48		
Singleton			13:24	13:24		
Maitland			13:55	13:55		
Broadmeadow			14:18	14:20		
Fassifern			d14:38	d14:39		
Wyong			d15:05	d15:10		
Gosford			d15:20	d15:26		
Hornsby			d16:03	d16:06		
Strathfield			d16:24	d16:32		
<b>Sydney (Central)</b>			16:39	16:46		



**Grafton – Glen Innes –  
Inverell – Moree**



Destination	Moree
Days of Operation	Tue/Thu/Sat
Service No.	141
<b>Grafton</b>	10:20
Jackadgery	10:55
Gibraltar Range	11:35
Glen Innes	12:25
Inverell ARV	13:15
Inverell DEP	14:00
Mount Russell turn off	14:10
Delungra	14:25
Warialda	14:45
Gravesend	15:00
Biniguy	15:10
<b>Moree Town</b>	15:45

**Moree – Inverell –  
Glen Innes – Grafton**



Destination	Grafton
Days of Operation	Mon/Wed/Fri
Service No.	142
<b>Moree Town</b>	11:05
Biniguy	11:40
Gravesend	11:50
Warialda	12:10
Delungra	12:30
Mount Russell turn off	12:40
Inverell ARV	12:55
Inverell DEP	13:40
Glen Innes	14:36
Gibraltar Range	15:26
Jackadgery	16:05
<b>Grafton</b>	16:40

# Discovery Pass

Great value that covers  
a lot of country



Image: Destination NSW

There are two types, **Economy** and **Premium**, offering different travel options.

With a Discovery Pass you are free to discover more than 365 regional destinations across NSW, Victoria, Queensland and the ACT. Stop where you want, stop over as long as you want.

For more information, visit [transportnsw.info/regional](https://transportnsw.info/regional)



For the **lowest fares**,  
begin your regional journey

# online

## **It's quick, easy and secure!**

Book your NSW TrainLink journey online any time and receive your ticket instantly via email. Simply present your ticket on your mobile device, or print your ticket in advance.

### **Book online in 4 easy steps:**

- 1.** Use the booking form on the website, under the heading 'Fares and bookings' to check the available services.
- 2.** Select the journey that's right for you.
- 3.** Click 'Select and pay' to finalise your journey or 'Select and add' if you want to book additional journeys.
- 4.** Pay for your tickets by credit card or by using Pay it @ POST. Then select 'Confirm' to confirm your booking.

For more information or to book online, visit **[transportnsw.info/regional](https://transportnsw.info/regional)**

