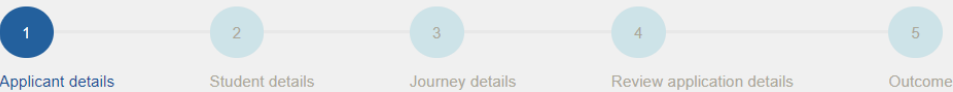


Handy help guide on how to apply for the Preschool Drive Subsidy



Your details

Please enter all details of your household as they relate to the School Drive Subsidy

First name: *

Last name: *

Contact email: *

Daytime phone: *



Parent/Guardian information

Note: the email address provided will be your username to the parent portal

Residential address

Please note that only NSW residents can apply

Address line 1: *

☐ I want to enter Lot and Deposited Plan number (and section if available)

Address line 2:

Suburb/City: *

Postcode: *

State:

NSW

Residential address information

Note: Stations without an actual address you may be required to provide Lot and Deposit Plan Number (Please use the number where your house is located)

☒ I want to enter Lot and Deposited Plan number (and section if available)

Lot Number: *

Deposited Plan (DP) number: *

Section (if available):



Postal address

Is your postal address the same as home address? *

Yes

✓ No

Postal address

Is your postal address the same as home address? *

Yes

No

If you have a postal address that is different to your residential address you can add this information here by selecting Yes

Address line 1: *

Address line 2:

Suburb/City: *

Postcode: *

State: *

NSW

Do you have any students with an existing Private Vehicle Conveyance (PVC) entitlement? *

✓ Yes

No

If you proceed, your old Private Vehicle Conveyance (PVC) entitlements will be withdrawn and new School Drive Subsidy entitlements will be applicable. You will not be able to revert back to the old entitlements.

☐ I acknowledge that I will lose my existing Private Vehicle Conveyance (PVC) entitlements by proceeding with this application.

Select yes to this question only if there are other students in your household on the old PVC subsidy. Else, select no

Your bank account

Please enter the account where you want School Drive Subsidy payments made. **This must be your own account** - it cannot be an account held by a third party (e.g. a bus operator).

BSB: *

Account name: *

Account number: *

Parent/Guardian bank details

Which semester are you applying for?*

Current

Next

Select which semester you are applying for. Preschool Drive Subsidy will only be considered from the 2022 school year

Which semester are you applying for?*

✓ Current

Next

Start date for subsidy?

6

Jul

2021

The start date for the subsidy is the day in which you will receive the subsidy from, should you be approved. If you are updating a current entitlement the start date should be the date of the update.

Note: The Subsidy can only be considered from the current or next semester and not for previous semesters.

Which semester are you applying for?*

Current

✓ Next

Start date for subsidy?

01/01/2022

The start date for the subsidy is the day in which you will receive the subsidy from, should you be approved. If you are updating a current entitlement the start date should be the date of the update.

Note: The Subsidy can only be considered from the current or next semester and not for previous semesters.

Create your Parent Portal password

Once selecting 'Next' your application will be saved automatically. You can continue completing your application or you can come back later to complete your saved application via the parent portal.

We will send you a confirmation email once your account is created.

Login ID

Your password must be at least 8 characters long and must contain at least one number, one letter and one special character e.g ! \$ &

Password (for creating a login account): *

Verify Password *

Creating your password for the parent portal. The email address you provided in parent/guardian details will be your username.

The password must be

- At least 8 characters long
- Must contain;
 - One number
 - One capital letter
 - Once special character e.g. !\$&

Next


Student information

Please enter all student details

Note: When completing this section for student details, please ensure you have also included student(s) that are currently receiving the PVC subsidy.

| First Name | School | Gender | Date of birth | AU citizen/Permanent resident |
|------------|--------|--------|---------------|-------------------------------|
|------------|--------|--------|---------------|-------------------------------|

No items

 Add student

Select  Add student to add student

Please confirm you have provided all students within the household that requires consideration for the School Drive Subsidy

☐ Agree All Students Provided

Your application will be saved automatically on clicking 'Next'. You can come back to it later via the Parent Portal.

[Back](#) [Next](#)

Once you select  Add student the following student details information will expand

First Name: *

Middle Name:

Last Name: *

Date of birth: *

Gender: *

Is student an Australian citizen or permanent resident? *

Is student in a shared parental responsibility situation where the parents live separately (e.g. joint custody)? *

 ?

Is there a medical condition that would prevent the student from using available public transport or walking to the nearest transport pick up point? *

Please select No for this question. Pre School students are not required to apply on medical grounds to be considered when transport services are available. Once you select Pre School in the student type below this question will no longer be available

School details

Student type: *

 ?

Name of school that the student is or will be attending: *

 ?

Student type: *

Select student type...

Select student type...

Day school student

Term boarder student

Weekly boarder student

TAFE school student

Mini School student

Pre School

School details

Student type: *
Pre School

SDS for pre-schools is only available in remote and very remote areas – if your pre-school is not in the list below, then you will not be eligible.

Name of school that the student is or will be attending: *

Start typing the preschool name and select the correct one from the dropdown list provided.

School details

Student type: *
Pre School

SDS for pre-schools is only available in remote and very remote areas – if your pre-school is not in the list below, then you will not be eligible.

Name of school that the student is or will be attending: *
PLAYTIME PRESCHOOL

Year 1 – two years before school
Year 2 – the year before school

School address

School year: *
Select school year...
1
2

School year: *
Select school year...

Other details

Type of vehicle: *
Own Car Boat Motorcycle

Discard details Save

+ Add another student

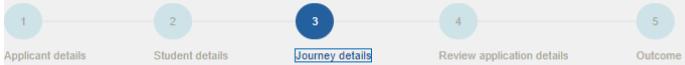
Select + Add another student to add another student

Please confirm you have provided all students within the household that requires consideration for the School Drive Subsidy

☐ Agree All Students Provided

Your application will be saved automatically on clicking 'Next'. You can come back to it later via the Parent Portal.

Back Next



Overview

Is journey one-way or return?

Are morning and afternoon journeys the same?

Please provide details of your journey below

Journey starts from...

- ☐ Home ☐ Transport pick up point ☐ School ☐ Other

Location *

Journey to...

- ☐ Home ☐ Transport pick up point ☐ School ☐ Other

Location *

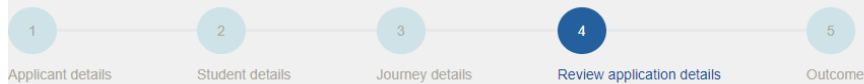
Students travelling to this stop

☐ sdfsdtds

☐ sdfsdff

[Add another stop](#)

Your application will be saved automatically on clicking 'Next'. You can come back to it later via the Parent Portal.



Household

Students

Terms and Conditions

I confirm that I am applying for the School Drive Subsidy and am the parent or guardian of the student(s) listed in this application.

I have read and agree to the [School Drive Subsidy Terms and Conditions](#), including the [Privacy Notice](#).

By applying for the School Drive Subsidy I warrant that where I am the parent or guardian of a student 16 years or over, I am authorised by the student to provide their personal information as part of making this application.

I certify that the information supplied in this application is true and correct.

I understand that it is an offence, under the Crimes Act 1900 (NSW), to:

- provide false or misleading information in this application; or
- omit any matter from this application, without which a statement would be misleading.

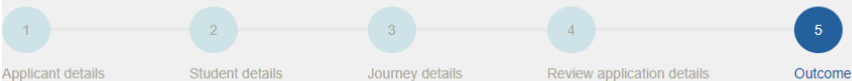
By ticking this box, I confirm and agree to the above.

☒ Agree Terms And Conditions

Click on 'Next' to submit your application, then please wait while we check your eligibility.

This could take a few minutes. Do not close this page until you get a response.

Back Next



Thank you for your application. Please note application ID PVC-91798

As your application is under assessment, we will make contact with you within 4-6 weeks

| Student name | Outcome | Map link | Next steps |
|--------------|------------------|----------|---------------------------|
| sds | Under assessment | N/A | See the email we sent you |

Confirmation email

If there are problems with how this message is displayed, click here to view it in a web browser.

Sent: Thu 1/02/2018 12:12 PM

From: [noreply.transport<noreply@transport.nsw.gov.au>](#)

To: [\[redacted\]](#)

Cc: [\[redacted\]](#)

Subject: Your application for the School Drive Subsidy was successful

Dear Rachel,

We've now completed our assessment and are pleased to advise you that your School Drive Subsidy application was successful as shown below:

| Student names | Status |
|-----------------|------------------------|
| Rachel Williams | Provisionally approved |

You are therefore provisionally approved for the student(s) shown, subject to us confirming your journey details and receiving confirmation of the student's attendance at the end of the current semester.

Next steps:
Once we have completed our review, we will email you with the details of your approved journey. This may take up to several weeks depending on the complexity of your journey.

To track the status of your application, log in to the [Parent Portal](#)

If you wish to re-apply in the future, you can log in to the [Parent Portal](#) and submit a new application.

You can find answers to any questions you may have at the [Frequently Asked Questions](#) section of our website, or you can call **131 500**.


Sincerely,

The Concessions Team
Transport for NSW

NOTE: Transport for NSW attempts to complete pending assessments within 6 weeks however we do send emails to customers at 4 and 6 weeks if your application is still pending assessment.

Self service Parent Portal

The Preschool Drive Subsidy Parent Portal is available via the School Drive Subsidy (SDS) Parent Portal .
<https://schooltravel.transport.nsw.gov.au/prweb/ParentPortal>



Parent Portal login

In accessing or using the Parent Portal, I certify that:

- I am the applicant
- I will keep my individual login details (such as username and password) secure
- I agree to the Parent Portal [Terms of use](#)
- Any information supplied or updated by me in the Parent Portal is true and correct and I understand that it is an offence under the Crimes Act 1900 (NSW) to:
 - provide false or misleading information in this Parent Portal, or
 - omit any matter in information provided in this Parent Portal, without which a statement would be misleading

☐ BY TICKING THIS BOX, I CONFIRM I AGREE TO THE ABOVE

[Forgot password?](#)

Forgot password



Parent Portal login

In accessing or using the Parent Portal, I certify that:

- I am the applicant
- I will keep my individual login details (such as username and password) secure
- I agree to the Parent Portal [Terms of use](#)
- Any information supplied or updated by me in the Parent Portal is true and correct and I understand that it is an offence under the Crimes Act 1900 (NSW) to:
 - provide false or misleading information in this Parent Portal, or
 - omit any matter in information provided in this Parent Portal, without which a statement would be misleading

☐ BY TICKING THIS BOX, I CONFIRM I AGREE TO THE ABOVE

Email

Password

[Forgot password?](#)

Enter in the email address provided at the time of your application



Forgotten password

Please enter your email address and we'll send you a new temporary password.

Submit

Cancel

NOTE: You will be sent an email with a temporary password

Once you have received the email, select the link to the parent portal and use the temporary password. Once you have entered the temporary password you will be directed to create a new password



Wed 17/03/2021 7:17 PM

no reply - Transport <no-reply@transport.nsw.gov.au>

Your login details for the School Drive Subsidy Parent Portal

Dear Rachel,

You can now log in to the [School Drive Subsidy Parent Portal](#).

Your temporary password is:~DvXgmO7A3#

When you have entered this, you will be prompted to choose another password of your choice.

You can log in to the Parent Portal at any time to:

- Change your password
- Check the status of your application
- See details of your approved journey(s)
- Check the status of your payments
- Manage and update your contact and bank details
- Submit a change application (e.g. if you change address or a student changes school)

Sincerely

The Concessions Team
Transport for NSW



Your password must be at least 8 characters long and must contain at least one number, one letter and one special character e.g ! \$ &. It cannot be the same as the last five passwords

Submit

School Drive Subsidy - Parent Portal Handy Information Guide

Select 'Update personal details' to amend the following;

- Spelling corrections for parent/guardian details
- Email address
- Postal address
- Banking Details
- Spelling corrections for student details
- Students date of birth


Select 'Add new journey' to claim additional mini school locations


Select 'Query journey' to request a review of the approved kilometres



Log off

Welcome Parent Name

 **Parent Name**
 ParentName@subsidy.com
 9878879098
[Update personal details](#) ?
[Change Password](#)

 **Student**
[Change application](#) ?

Your journeys

[Add new journey](#) [Query journey](#)

Journey valid: From 06/07/2019 to 31/12/2022 (Total 16.3 km)
 Journey type: **Return**
 Vehicle: **Own Car**
 Frequency: **Regular**
 Day Rate:

[View journey map](#)

18 LEE STREET, CHIPPENDALE
 Student (16.3 km)
 PARRAMATTA TRAIN STATION

Your application (PVC-12029) is complete

If any of your circumstances change, such as you change school or address, please use the "Change application" button.

| First Name | Eligibility | Map |
|------------|------------------------|-----|
| Student | Provisionally approved | N/A |

Payments

> Awaiting attendance information

| Date | Semester | Status | Payment |
|------|------------------|---------------------|---------|
| | 2017, Semester 2 | Pending-SchoolInput | |
| | 2017, Semester 1 | Pending-SchoolInput | |

Select 'Change application' to amend the following;

- Change of address
- Change of school
- Add additional students
- Remove students

Select the arrow to view a breakdown of the payment calculation per semester

Add New Journey - when a customer would like to be considered for additional journeys from what has already been approved

Welcome Rachel Williams

Rachel Williams

Update personal details ?

Change Password

WILMER 214 MILLSVALE RD FULLERTON NSW 2583

Rachel

Change application ?

Your journeys

Add new journey Query journey

Journey valid: From 01/01/2017 to 31/12/2022 (Total 23.6 km)

Journey type: Return

Vehicle: Own Car

Frequency: Regular

View journey map

WILMER 214 MILLSVALE RD FULLERTON NSW 2583

Rachel (23.6 km)

Corner of Peelwood Road and Fullerton Road

Your application (PVC-5334) is complete

If any of your circumstances change, such as you change school or address, please use the "Change application" button.

| First Name | Eligibility | Map |
|------------|------------------------|-----|
| Rachel | Provisionally approved | N/A |

Payments

Awaiting attendance information

| Date | Semester | Status | Payment |
|------|------------------|---------------------|---------|
| | 2017, Semester 2 | Pending-SchoolInput | |
| | 2017, Semester 1 | Pending-SchoolInput | |

Additional journey details

Reason*

Select reason

Select reason

Add extra mini-school trip

Add extra boarder trip

Flood

Other

Overview

Is journey one-way or return?

One-way ☒ Return

Are morning and afternoon journeys the same?

☒ Yes ☐ No

Cancel Submit

- Add extra mini school trip –this is for when the student is enrolled at a mobile preschool and you are required to change location of the already approved journey
- Add extra boarder trip – for boarding students who travel to multiple locations i.e home to school and home to a transport pickup location
- Flood – for when an extra journey is required when the original approved journey is effect by flooding
- Other – when a customer wishes to claim for an additional journey due to extraordinary circumstances that are outside the already stated reasons for example different journeys in the morning and afternoon

Example of Add journey - Mini school trip

Reason*

Add extra mini-school trip ▼

Description*

Mini School Location - Followers Gap 350kms
Mini School Location - Silverton 300kms
Mini School Location - Mungo Lodge 400kms
Swimming Carnival - Mildura 500kms
Camp - Bathurst 800kms

Overview

Is journey one-way or return?

One-way

✓ Return

Are morning and afternoon journeys the same?

✓ Yes

No

Journey details

Please describe how you take your students to school and back home. Please click 'add stop' for each stop. For example:

- From: Home
- To: Bus stop for Charlie
- To: School for Jenny

OR

- From: School, for all kids
- To: Home

OR

- From: Bus Stop, I pick up Charlie
- To: Home

From*

NA

To*

NA

⊕ Add stop

Cancel

Submit

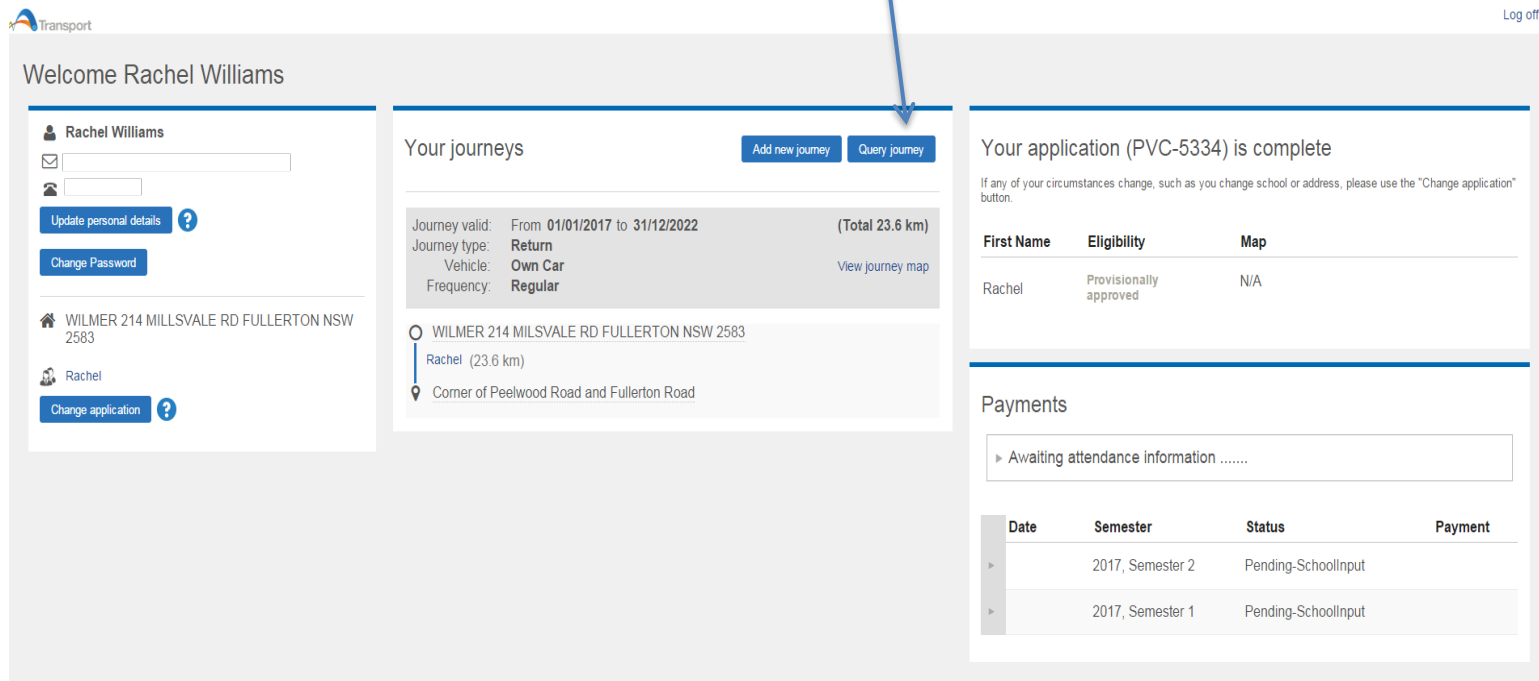
List all the mobile pre school locations for the semester or year at one time. Please include the following information;

- Mobile pre school Location
- Kilometres
- Any other activity attended with location and kilometres

The more information you provide will assist the team when assessing your application

Note: Any additional journeys that are not to the main school location will only be approved for 12 months. You are required to request additional mobile pre school locations every year.

Query Journey - when a customer would like to query the approved journey



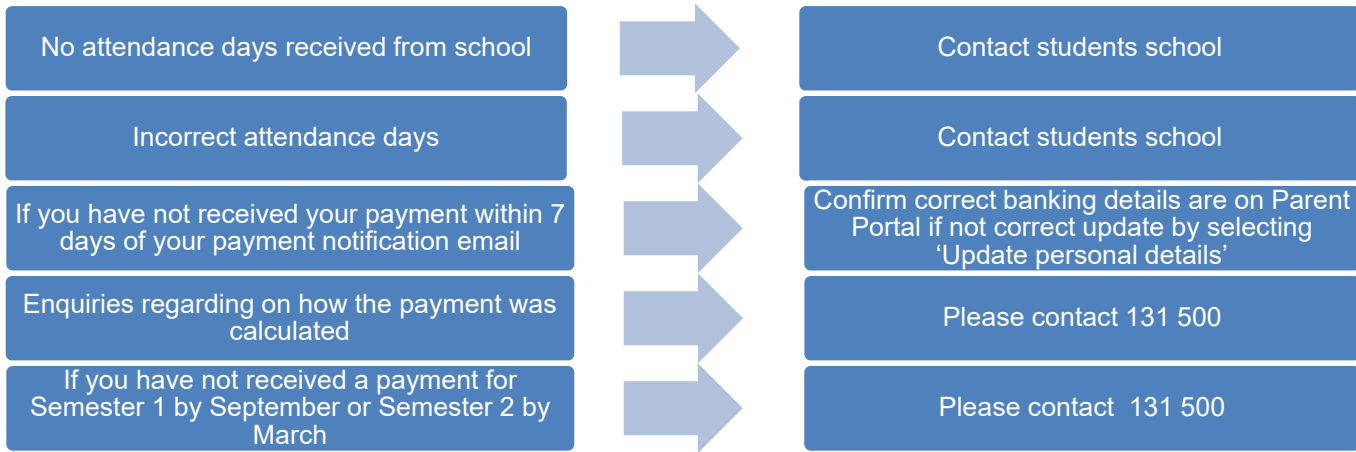
Re-examination of any approved journey can only be made on public transport timetable information and/or distance measured. When transport services are available Transport for NSW cannot consider the following;

- Perceptions of personal safety in relation to walking routes or transport modes or while waiting at bus stops or rail stations; convenience; length of the journey; or age of the student.

Please note that this area is not for raising queries regarding payments.

- If customer enquiry is in regards to incorrect attendance days please contact your children's school
- If customer payment is still awaiting attendance days please contact your children's school

Payment enquiries



Self service Parent Portal - School Drive Subsidy only

