

821

Smithfield Industrial Area or Woodpark to Guildford

B

How to use this timetable

This timetable provides a snapshot of service information in 24-hour time (e.g. 5am = 05:00, 5pm = 17:00). Information contained in this timetable is subject to change without notice. Please note that timetables do not include minor stops, additional trips for special events, short term changes, holiday timetable changes, real-time information or any disruption alerts.

For the most up-to-date times, use the Trip Planner or Departures at transportnsw.info

Real-time planning

You can plan your trip with real-time information using the Trip Planner or Departures at transportnsw.info or by downloading travel apps on your smartphone or tablet.

The Trip Planner, Departures and travel apps offer various features:

- favourite your regular trips
- see where your service is on the route
- get estimated pick-up and arrival times
- receive service updates
- find nearby stations, stops, wharves and routes
- check accessibility information.

Find the latest apps at transportnsw.info/apps

Accessible services

All new buses are wheelchair-accessible with low-level floors and space for wheelchairs, prams or strollers. Look for the  symbol in this timetable. Some older buses may not have all the features you need. There will be more accessible services as older buses are replaced.

Who is providing my bus services?

The bus services shown in this timetable are run by Transit Systems NSW.

Fares

In Sydney and surrounding regions, fares are based on:

- the distance you travel from tap on to tap off
- the mode of transport you choose
- whether you're eligible for a concession fare or free travel
- any Opal benefits such as discounts and capped fares that apply.

You can use an Opal card or a contactless payment to pay for your travel.

Opal cards

An Opal card is a smartcard you keep and reuse. Add value before you travel, and tap on and tap off to pay your fares throughout Sydney, the Blue Mountains, the Central Coast, the Hunter and the Illawarra.

Which Opal card is right for you?


Adult – Customers 16 years or older who are not entitled to any concessions and normally pay full fare.

Child/Youth – For customers aged 4-15 (inclusive), or customers 16 years or older who hold a NSW/ACT Senior Secondary Student Concession Card.

Gold Senior/Pensioner – For eligible NSW and interstate seniors, pensioners, war widows/ers and asylum seekers.

Concession – For eligible tertiary students, job seekers, apprentices and trainees.

How to get an Opal card

You can get an Adult or Child/Youth Opal card over the counter at Opal retailers that display the Opal sign . To find your nearest retailer visit transportnsw.info/opal.

If you are eligible to travel with concession fares, you can apply for a Gold Senior/Pensioner or Concession Opal card online. Visit transportnsw.info/opal for more information.

Contactless payments

If you have an American Express, Mastercard, Visa card or linked device, you can use it to pay for all public transport on the Opal network. Just make sure to tap on and tap off at Opal readers at the beginning and end of your trip.

Always separate your cards when you tap on and tap off so your preferred card is charged.

You will receive the same travel benefits of an Adult Opal card when you tap on and tap off consistently with the same credit card, debit card or linked device. This includes daily, weekly and weekend travel caps, and a \$2 transfer discount when you change between metro/train, ferry, bus and light rail services within 60 minutes. Adult Opal fare pricing applies.

Find out more at transportnsw.info/contactless

Explanation of definitions and symbols



Wheelchair Accessible

821**Guildford to Woodpark or
Smithfield Industrial Area****B**

Valid from: 30 Sept 2024

Creation date: 30 Sept 2024

NOTE: Information is correct on date of download.

Monday to Friday									
Guildford Station	05:35	06:05	06:35	07:06	07:36	15:45	16:15	18:05	18:28
Guildford Rd before Fowler Rd, Guildford	05:37	06:07	06:37	07:08	07:38	15:48	16:18	18:08	18:31
McCredie Rd near Charles St, Guildford West	05:39	06:09	06:39	07:10	07:40	15:50	16:20	18:10	18:33
Fairfield Rd at Kerrie St, Woodpark	-	-	-	-	-	15:52	-	18:12	18:35
Percival Rd before Cullen Pl, Smithfield	05:43	06:15	06:45	07:16	07:46	-	-	-	-
Long St at Sammut St, Smithfield	05:49	06:22	06:52	07:23	07:53	-	-	-	-
Long St at Tait St, Smithfield	05:53	06:26	06:56	07:27	07:57	-	-	-	-

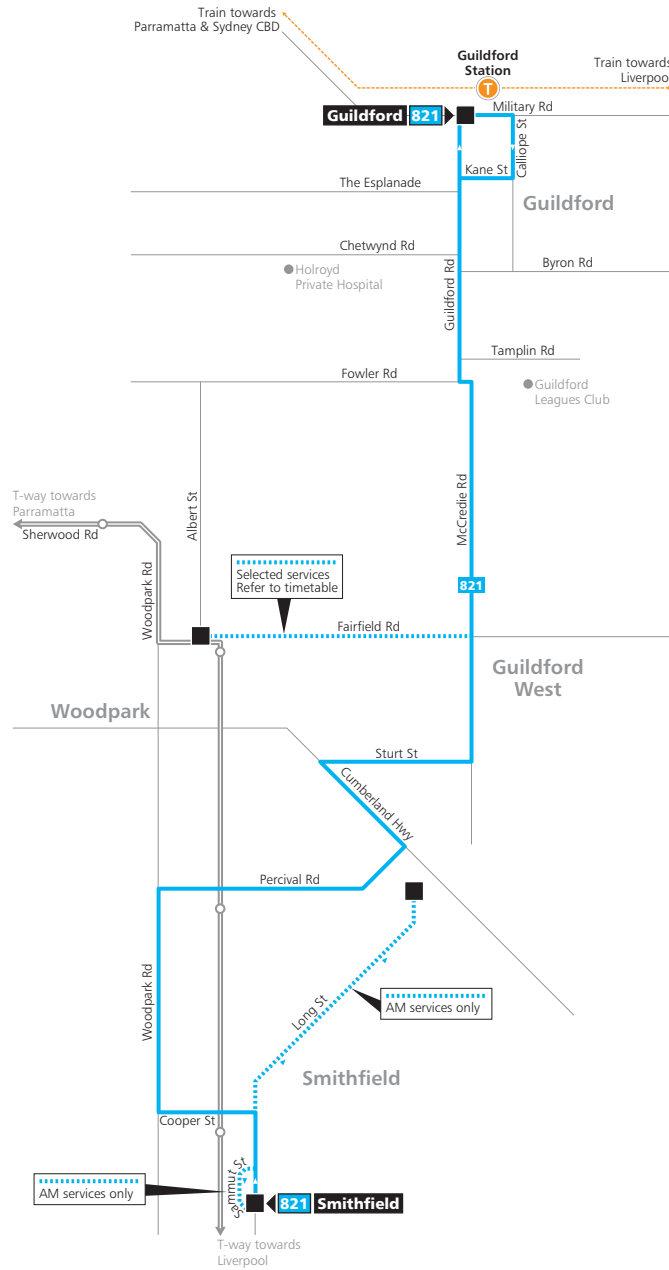

Monday to Friday		
Guildford Station	18:50	19:07
Guildford Rd before Fowler Rd, Guildford	18:53	19:10
McCredie Rd near Charles St, Guildford West	18:55	19:12
Fairfield Rd at Kerrie St, Woodpark	18:57	19:14

Sunday & Public Holidays								
Guildford Station	08:49	09:49	10:54	11:54	13:54	14:54	15:54	16:54
Guildford Rd before Fowler Rd, Guildford	08:51	09:51	10:56	11:56	13:56	14:56	15:56	16:56
McCredie Rd near Charles St, Guildford West	08:53	09:53	10:58	11:58	13:58	14:58	15:58	16:58
Albert St opp Albert Street Park, Guildford West	08:55	09:55	11:00	12:00	14:00	15:00	16:00	17:00

821**Smithfield Industrial Area or
Woodpark to Guildford****B**

Monday to Friday	♿	♿	♿	♿	♿	♿	♿	♿	♿
Long St at Sammut St, Smithfield	-	-	-	-	14:23	15:23	15:38	15:53	16:34
Percival Rd after Liverpool Parramatta Twy, Smithfield	-	-	-	-	14:29	15:29	15:44	15:59	16:40
McCredie Rd near Fairfield Rd, Guildford West	-	-	-	-	14:36	15:36	15:51	16:06	16:47
Fairfield Rd opp Sandra Street Park, Woodpark	05:25	05:55	06:25	-	-	-	-	-	-
McCredie Rd near Charles St, Guildford West	05:27	05:57	06:27	07:27	14:36	15:36	15:51	16:06	16:47
Guildford Rd after Fowler Rd, Guildford	05:29	05:59	06:29	07:29	14:39	15:39	15:54	16:09	16:50
Guildford Station	05:32	06:02	06:32	07:32	14:41	15:41	15:56	16:11	16:52
Monday to Friday	♿	♿	♿	♿					
McCredie Rd near Charles St, Guildford West	17:57	18:20	18:43	19:00					
Guildford Rd after Fowler Rd, Guildford	17:59	18:22	18:45	19:02					
Guildford Station	18:02	18:25	18:48	19:05					
Sunday & Public Holidays	♿	♿	♿	♿	♿	♿	♿	♿	♿
Albert Street Park, Albert St, Guildford West	08:41	09:41	10:46	11:46	13:46	14:46	15:46	16:46	
Fairfield Rd opp Sandra Street Park, Woodpark	08:41	09:41	10:46	11:46	13:46	14:46	15:46	16:46	
McCredie Rd near Charles St, Guildford West	08:43	09:43	10:48	11:48	13:48	14:48	15:48	16:48	
Guildford Rd after Fowler Rd, Guildford	08:45	09:45	10:50	11:50	13:50	14:50	15:50	16:50	
Guildford Station	08:47	09:47	10:52	11:52	13:52	14:52	15:52	16:52	

Route 821



Legend

- Bus route
- 821 Bus route number
- Bus route start/finish
- T Train line/station

Diagrammatic Map
Not to Scale

