

**F7**

# Double Bay



## How to use this timetable

This timetable provides a snapshot of service information in 24-hour time (e.g. 5am = 05:00, 5pm = 17:00). Information contained in this timetable is subject to change without notice. Please note that timetables do not include minor stops, additional trips for special events, short term changes, holiday timetable changes, real-time information or any disruption alerts.

For the most up-to-date times, use the Trip Planner or Departures at [transportsw.info](http://transportsw.info)

## Real-time planning


You can plan your trip with real-time information using the Trip Planner or Departures at [transportsw.info](http://transportsw.info) or by downloading travel apps on your smartphone or tablet.

The Trip Planner, Departures and travel apps offer various features:

- favourite your regular trips
- see where your service is on the route
- get estimated pick-up and arrival times
- receive service updates
- find nearby stations, stops, wharves and routes
- check accessibility information.

Find the latest apps at [transportsw.info/apps](http://transportsw.info/apps)

## Accessible services

All ferries and new wharves on the network are wheelchair accessible. Wheelchair accessible wharves are indicated with a  icon on the map at the back of this timetable. However, some older wharves may not have the facilities you need. Visit [transportsw.info](http://transportsw.info) to find wharves with the facilities to help you get around. At low tide, ramp gradients increase. Wheelchair assistance may be required.

## Who is providing my ferry services?

The ferry services shown in this timetable are run by Sydney Ferries.

## Fares

In Sydney and surrounding regions, fares are based on:

- the distance you travel from tap on to tap off
- the mode of transport you choose
- whether you're eligible for a concession fare or free travel
- any Opal benefits such as discounts and capped fares that apply.

You can use an Opal card or a contactless payment to pay for your travel.

## Opal cards

An Opal card is a smartcard you keep and reuse. Add value before you travel, and tap on and tap off to pay your fares throughout Sydney, the Blue Mountains, the Central Coast, the Hunter and the Illawarra.

### Which Opal card is right for you?


**Adult** – Customers 16 years or older who are not entitled to any concessions and normally pay full fare.

**Child/Youth** – For customers aged 4-15 (inclusive), or customers 16 years or older who hold a NSW/ACT Senior Secondary Student Concession Card.

**Gold Senior/Pensioner** – For eligible NSW and interstate seniors, pensioners, war widows/ers and asylum seekers.

**Concession** – For eligible tertiary students, job seekers, apprentices and trainees.

### How to get an Opal card

You can get an Adult or Child/Youth Opal card over the counter at Opal retailers that display the Opal sign . To find your nearest retailer visit [transportsw.info/opal](http://transportsw.info/opal)

If you are eligible to travel with concession fares, you can apply for a Gold Senior/Pensioner or Concession Opal card online. Visit [transportsw.info/opal](http://transportsw.info/opal) for more information.

### Contactless payments

If you have an American Express, Mastercard, Visa card or linked device, you can use it to pay for all public transport on the Opal network. Just make sure to tap on and tap off at Opal readers at the beginning and end of your trip.


Always separate your cards when you tap on and tap off so your preferred card is charged.

You will receive the same travel benefits of an Adult Opal card when you tap on and tap off consistently with the same credit card, debit card or linked device. This includes daily, weekly and weekend travel caps, and a \$2 transfer discount when you change between metro/train, ferry, bus and light rail services within 60 minutes. Adult Opal fare pricing applies.

Find out more at [transportsw.info/contactless](http://transportsw.info/contactless)

## Explanation of definitions and symbols

At Circular Quay, departure or arrival wharf may change at short notice. Please check indicator boards and listen for announcements.

	Wheelchair Accessible
<b>F</b>	Friday only
<b>Sa</b>	Saturday only
<b>ESa</b>	Easter Saturday only



# Circular Quay to Double Bay



Valid from: 01 Jan 2024

Creation date: 13 Oct 2024  
NOTE: Information is correct on date of download.

Monday to Friday	△	△	△	△	△	△	△	△	△	△	△	△	△	△	△	△	△	△	△	△	△	△
Day Restrictions																						<b>F</b>
Circular Quay	06:27	06:57	07:27	07:57	08:27	08:57	09:57	10:57	11:57	12:57	13:57	14:57	15:57	16:57	17:27	17:57	18:27	18:57	19:57	20:57	21:57	
Darling Point	—	—	—	—	—	—	—	—	—	13:10	14:10	15:10	16:10	17:09	17:39	18:09	18:39	19:09	20:09	21:09	22:09	
Double Bay	06:42	07:12	07:42	08:12	08:42	09:13	10:13	11:13	12:13	13:15	14:15	15:15	16:15	17:14	17:44	18:14	18:44	19:14	20:14	21:14	22:14	

Monday to Friday	△
Day Restrictions	<b>F</b>
Circular Quay	22:57
Darling Point	23:09
Double Bay	23:14

Saturday & Sunday	△	△	△	△	△	△	△	△	△	△	△	△	△	△	△	△	△	△	△	△	△	△
Day Restrictions																						
Circular Quay	08:57	09:57	10:57	11:57	12:57	13:57	14:57	15:57	16:57	17:57	18:57	19:57	20:57	21:57	22:57							
Darling Point	—	—	—	—	—	14:10	15:10	16:10	17:09	18:09	19:09	20:09	21:09	22:09	23:09							
Double Bay	09:13	10:13	11:13	12:13	13:13	14:15	15:15	16:15	17:14	18:14	19:14	20:14	21:14	22:14	23:14							

Public Holidays	△	△	△	△	△	△	△	△	△	△	△	△	△	△	△	△	△	△	△	△	△	△
Day Restrictions																						
Circular Quay	08:57	09:57	10:57	11:57	12:57	13:57	14:57	15:57	16:57	17:57	18:57	19:57	20:57	21:57	22:57							
Darling Point	—	—	—	—	—	14:10	15:10	16:10	17:09	18:09	19:09	20:09	21:09	22:09	23:09							
Double Bay	09:13	10:13	11:13	12:13	13:13	14:15	15:15	16:15	17:14	18:14	19:14	20:14	21:14	22:14	23:14							



# Double Bay to Circular Quay



Monday to Friday	△	△	△	△	△	△	△	△	△	△	△	△	△	△	△	△	△	△	△	△	△	△
Day Restrictions																						<b>F</b>
Double Bay	06:50	07:20	07:50	08:20	08:50	09:20	10:20	11:20	12:20	13:20	14:20	15:20	16:20	17:20	17:50	18:20	18:50	19:20	20:20	21:20	22:20	
Darling Point	06:55	07:25	07:55	08:25	08:55	09:25	10:25	11:25	12:25	—	—	—	—	—	—	—	—	—	—	—	—	—
Circular Quay	07:07	07:37	08:07	08:37	09:07	09:38	10:38	11:38	12:38	13:36	14:36	15:36	16:36	17:35	18:05	18:35	19:05	19:35	20:35	21:35	22:35	
Monday to Friday	△																					
Day Restrictions	<b>F</b>																					
Double Bay	23:20																					
Circular Quay	23:35																					
Saturday & Sunday	△	△	△	△	△	△	△	△	△	△	△	△	△	△	△							
Day Restrictions															<b>Sa</b>	<b>Sa</b>						
Double Bay	09:20	10:20	11:20	12:20	13:20	14:20	15:20	16:20	17:20	18:20	19:20	20:20	21:20	22:20	23:20							
Darling Point	09:25	10:25	11:25	12:25	13:25	—	—	—	—	—	—	—	—	—	—							
Circular Quay	09:38	10:38	11:38	12:38	13:38	14:36	15:36	16:36	17:35	18:35	19:35	20:35	21:35	22:35	23:35							
Public Holidays	△	△	△	△	△	△	△	△	△	△	△	△	△	△	△							
Day Restrictions															<b>ESa</b>	<b>ESa</b>						
Double Bay	09:20	10:20	11:20	12:20	13:20	14:20	15:20	16:20	17:20	18:20	19:20	20:20	21:20	22:20	23:20							
Darling Point	09:25	10:25	11:25	12:25	13:25	—	—	—	—	—	—	—	—	—	—							
Circular Quay	09:38	10:38	11:38	12:38	13:38	14:36	15:36	16:36	17:35	18:35	19:35	20:35	21:35	22:35	23:35							

# Sydney Ferries Network

